



OPzV

Valve regulated lead-acid batteries

Typical applications:

- Telecommunications
 - Mobile phone stations
 - BTS-stations
 - Off-grid/on-grid solutions
- Traffic systems
 - Signalling
 - Lighting
- Security lighting

Your benefits:

- Maintenance-free regarding water refilling – due to innovative Gel-technology
- Very high expected service life – due to optimized lead-calcium alloy
- Very high cycle stability – due to tubular plate design
- Maximum compatibility – design according to DIN 40742
- Optimal space utilization – due to possibility of horizontal arrangement
- Higher short-circuit safety even during the installation – based on HOPPECKE system connectors

Type overview **OPzV**

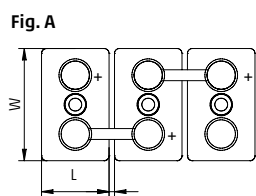
Capacities, dimensions and weights

Type	$C_{nom}/1.80V$ Ah	$C_{10}/1.80V$ Ah	$C_5/1.77V$ Ah	$C_3/1.75V$ Ah	$C_1/1.67V$ Ah	max.* Weight kg	max.* Length L mm	max.* Width W mm	max.* Height H mm	Fig.
4 OPzV 200 **	200	213	199	183	141	17.7	105	208	420	A
5 OPzV 250 **	250	267	248	228	177	22.3	126	208	420	A
6 OPzV 300 **	300	320	298	274	212	25.3	147	208	420	A
5 OPzV 350 **	350	412	365	324	236	27.4	126	208	535	A
6 OPzV 420 **	420	494	438	387	283	32.3	147	208	535	A
7 OPzV 490 **	490	577	510	453	330	38.3	168	208	535	A
6 OPzV 600 **	600	718	625	543	388	44.9	147	208	710	A
8 OPzV 800 **	800	958	835	723	517	60.2	215	193	710	B
9 OPzV 900 **	900	1080	938	815	581	76.0	215	235	710	B
10 OPzV 1000 **	1000	1200	1040	906	646	80.5	215	235	710	B
11 OPzV 1100 **	1100	1320	1146	995	710	89.3	215	277	710	B
12 OPzV 1200 **	1200	1440	1250	1086	775	85.0	215	277	710	B
12 OPzV 1500 **	1500	1570	1315	1146	795	110.0	215	277	855	B
14 OPzV 1750 **	1750	1832	1532	1339	927	136.5	215	400	815	C
16 OPzV 2000 **	2000	2090	1750	1530	1059	149.0	215	400	815	C
18 OPzV 2250 **	2250	2355	1969	1721	1192	173.0	215	490	815	D
20 OPzV 2500 **	2500	2620	2190	1911	1324	180.0	215	490	815	D
22 OPzV 2750 **	2750	2878	2407	2104	1457	214.7	215	580	815	D
24 OPzV 3000 **	3000	3140	2625	2295	1589	240.0	215	580	815	D

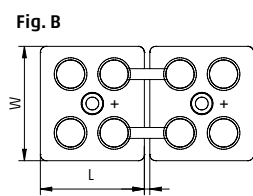
C_{nom} = nominal capacity at 10 h discharge according to DIN 40742

C_{10} , C_5 , C_3 and C_1 = Capacity at 10 h, 5 h, 3 h and 1 h discharge

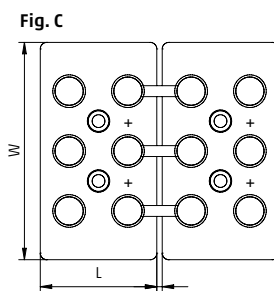
* according to DIN 40742 data to be understood as maximum values ** also for horizontal application usage



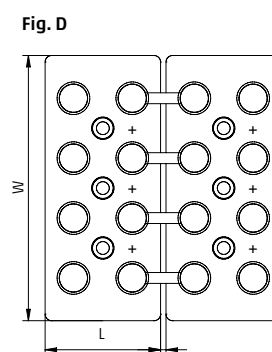
4 OPzV 200 -
6 OPzV 600



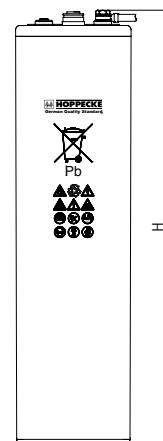
8 OPzV 800 -
12 OPzV 1500



16 OPzV 2000



20 OPzV 2500 -
24 OPzV 3000



Design life: up to 20 years

Optimal environmental compatibility – closed loop for recovery of materials in an accredited recycling system

